








ZERO GRANULAR PROTOCOL FOR FRUIT VEGETABLES

[Tomato, Eggplant, Amplaya, Capsicum, Cucumber, Melon, Bottle Gourd]

GROWTH STAGE	SEEDLING (3-4 Leaves)	SEEDLING (5-7 Leaves)	VEGETATIVE (10-12 Leaves)	FLOWERING	FRUIT-SETTING	RIPENING
						
APPLICATION SCHEDULE & INTERVALS	Spray upon appearance of 3 to 4 leaves	Spray upon appearance of 5 to 7 leaves	Spray every 7 days until bud formation	7 days after last spray	Spray every 7 days after fruit emergence & until 1 week before harvest	5 to 7 days before harvest
DOSAGE PER 16L TANKLOAD						
(The XANADU bottle cap holds approximately 25ml up to the topmost screw line)						 = 25 ml
XANADU MAXPOWER F1	100ml	100ml	100ml	100 ml	100 ml	
XANADU MAXPOWER F2			250 ml			
XANADU MAXPOWER F3				150 ml	200 ml	150 ml
NO. OF TANKLOADS	10/ Hectare	10/ Hectare	10/ Hectare	10/ Hectare	10/ Hectare	10/ Hectare
DOSAGE PER HECTARE						
XANADU MAXPOWER	1 Liter F1	1 Liter F1	1 Liter F1 2.5 Liters F2	1 Liter F1 1.5 Liters F3	1 Liter F1 2 Liters F3	1.5 Liters F3