








## ZERO GRANULAR PROTOCOL FOR CORN

GROWTH STAGE	SPROUTING: 3 LEAVES	6 LEAVES	10 LEAVES	12 LEAVES
				
DAP - Days After Planting	10-15 DAP	22-27 DAP	34-39 DAP	43-48 DAP
INTERVAL (Between Applications)		12 to 14 days	12 to 14 days	9 to 12 days
DOSAGE PER 16L TANKLOAD (The XANADU bottle cap holds approximately 25ml up to the topmost screw line)				 = 25 ml
XANADU MAXPOWER F1	200 ml	100 ml		
XANADU MAXPOWER F2	150 ml	150 ml		
		 ADD DURING DRY SEASON: +100 ml		
XANADU MAXPOWER F3			250 ml	250 ml
NO. OF TANKLOADS	10/ Hectare	10/ Hectare	10/ Hectare	10/ Hectare
DOSAGE PER HECTARE				
XANADU MAXPOWER BASE REQUIREMENT / HA: 3L F1 + 3L F2 + 5L F3	2L F1 + 1.5L F2	1L F1 + 1.5L F2	2.5L F3	2.5L F3
		 ADD DURING DRY SEASON: +1L F1		



### REMINDER:

Follow the recommended increase in dosage if the weather is dry and the sunlight intensity is high at 22-27 DAP.